



First Nations not affiliated to a FNCFS agency: Analysis of questionnaires

DRAFT – FOR DISCUSSION ONLY

November/December 2022 Monthly update

December 8, 2022

IFSD's mandate

- Assess needs in First Nations not served by a First Nations child and family services (FNCFS) agency for the delivery of prevention and other child and family related services.
- Quantify a structure and a range of costed approaches for the delivery of child and family services focused activities on-reserve.
- Consider capital, programming, and operational requirements (e.g., staff, IT, etc.) in the analysis.

Important notes

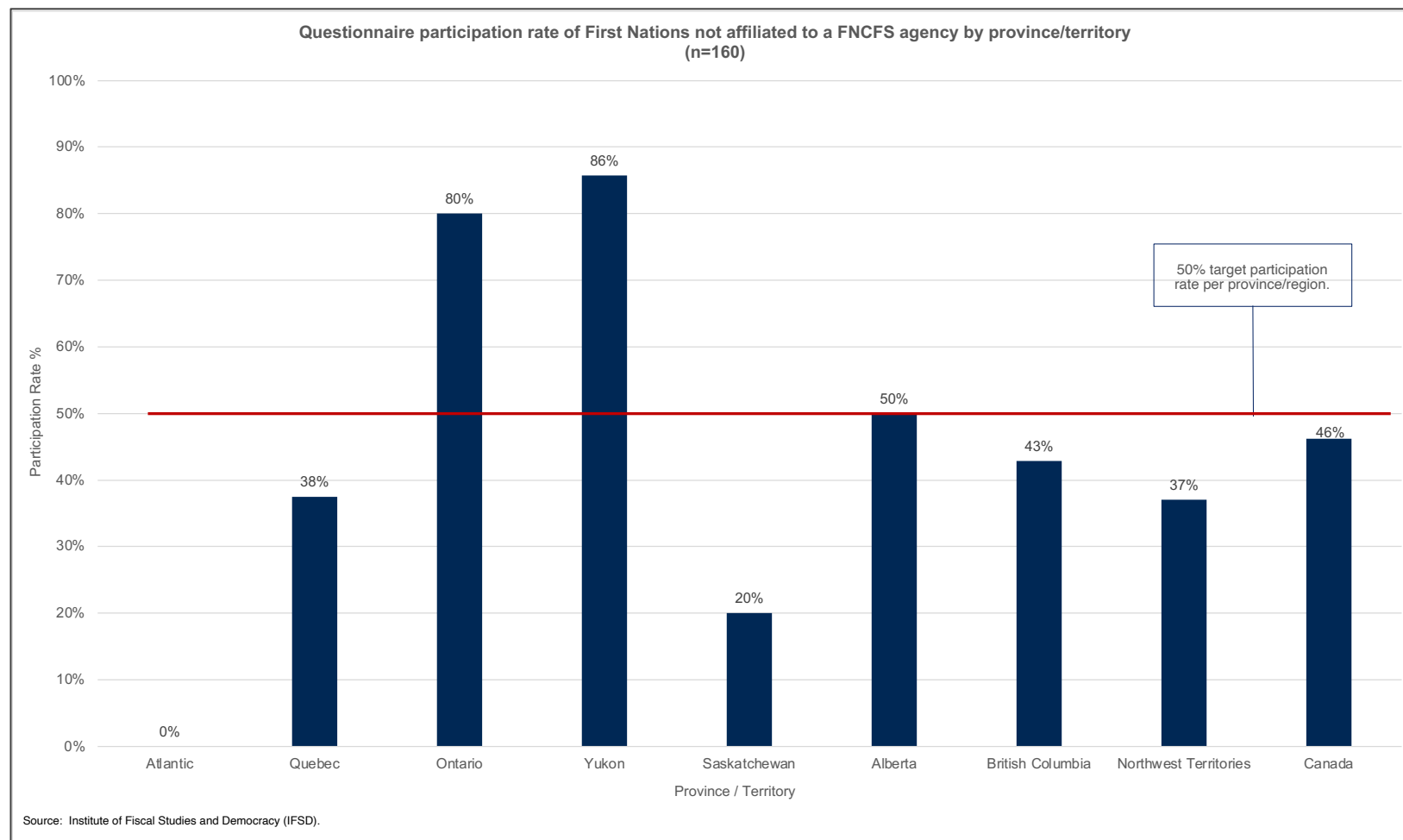
- IFSD identified **160 First Nations (n=160)** across provinces and territories not affiliated to a FNCFS agency, included in this exercise.
- First Nations were contacted by IFSD from April 2022 to October 2022 by **phone at least 3 different times, and by email, 5 to 7 times** to complete the questionnaire. On November 4, 2022, the questionnaire process was closed.
 - As a token of appreciation, First Nations participating in the questionnaire received a \$300 gift card.
- In May and June 2022, IFSD hosted **9 workshops** with First Nations not affiliated to a FNCFS agency. IFSD heard from representatives (principally, technicians or those managing services, as well as some Band Council representatives) from over **70 First Nations Bands and over 125 participants**.

Questionnaire participation

- First Nations participating in the questionnaire are generally representative of the broader community.
- First Nations from all geographic zones are represented.
- On the basis of provincial/territorial populations on-reserve, proportionally, there are significant gaps in the Atlantic region and Saskatchewan.
- Response rates vary by question (denoted by the n-value on charts and graphs).

National participation

- National participation in the questionnaire is 46% (n=160).

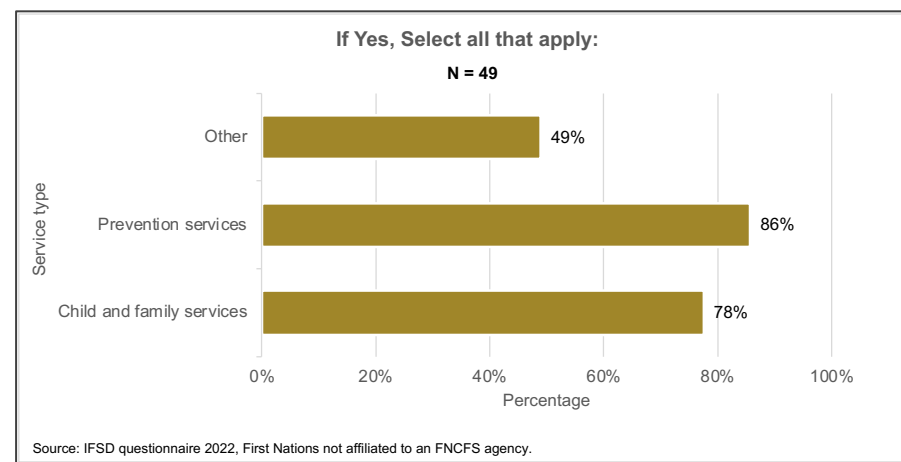
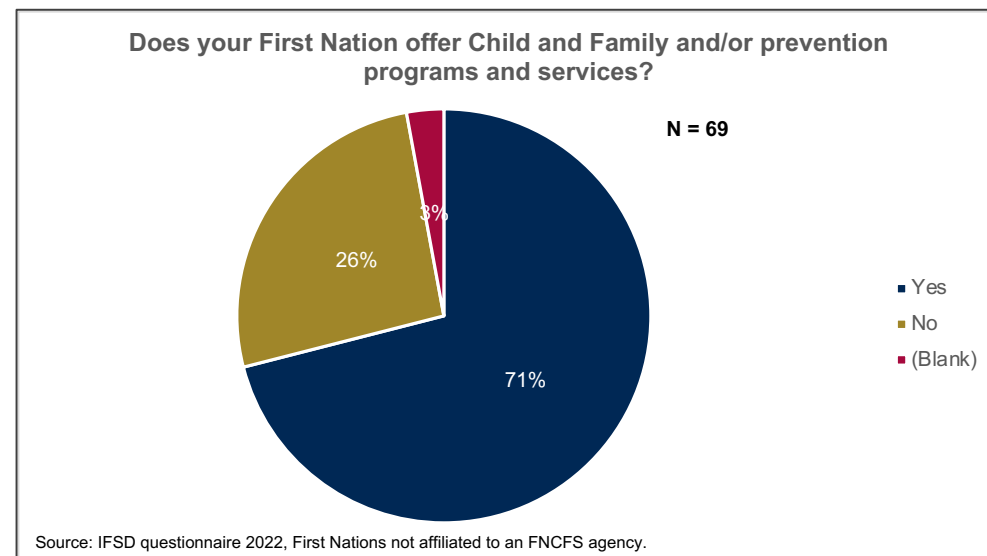


Principal takeaways

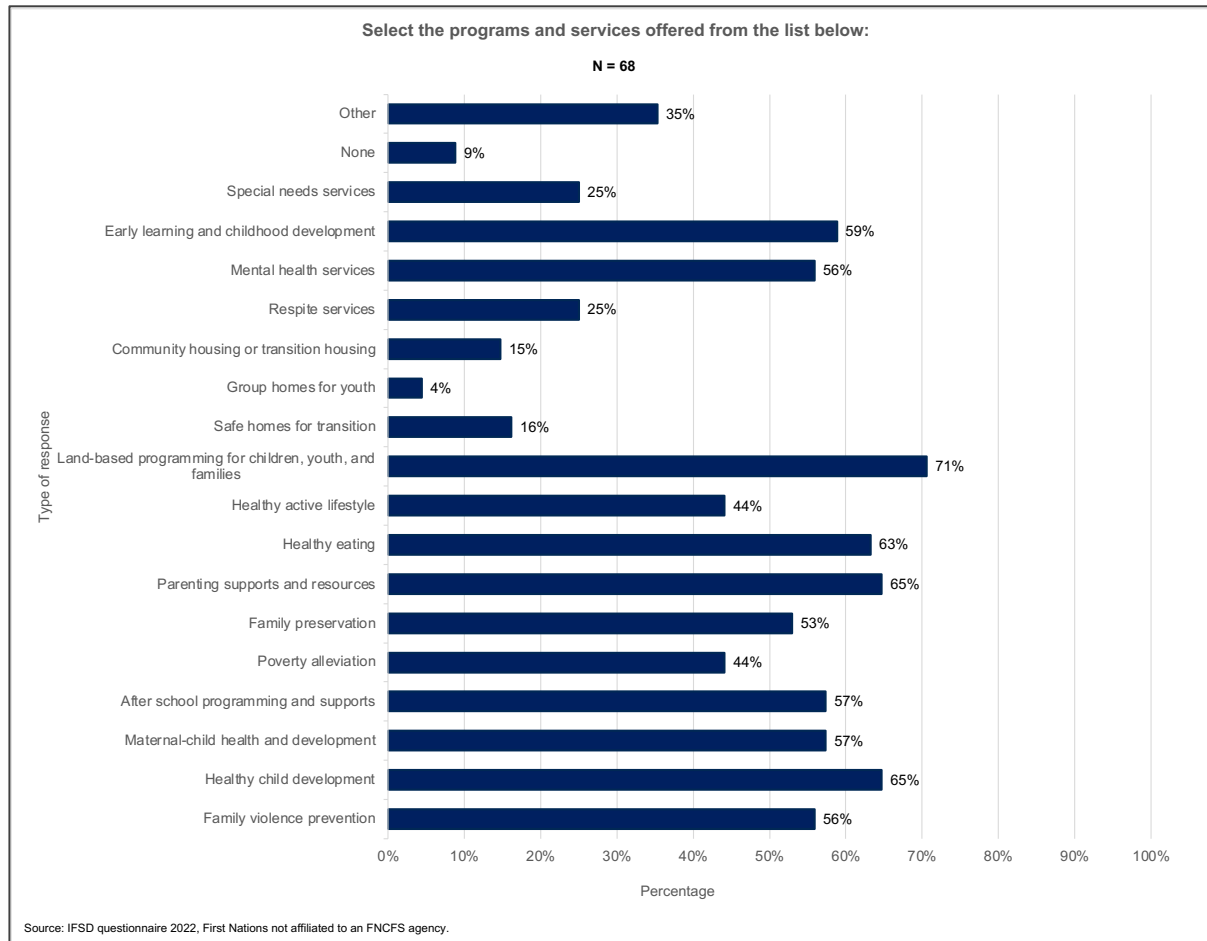
- First Nations not served by a FNCFS agency encompass a range of typologies, and have a variety of characteristics, e.g., geography, current capacity, program delivery, funding, etc. Their points of departure vary significantly, with some offering child and family services programming, and others unsure of their budgets.
- It will take time to recruit staff, build capacity, design programs, and in certain places, build structures appropriate to desired programs. These are essential considerations for any long-term and sustainable reform, setting up those supporting children and families for success.
- **There are significant gaps in budgets and overall financial portraits.** This will limit IFSD's ability for bottom-up cost analysis using data from the questionnaire.
- There are no relevant correlations or cost-driving patterns observable in the questionnaire data. This suggests diverse and inconsistent starting points, e.g., programs, services, staff, etc.

Service provision

- Most First Nations reported delivering child and family services and/or prevention programs and services.
- Over a quarter of respondents reported not delivering such services (or did not respond).



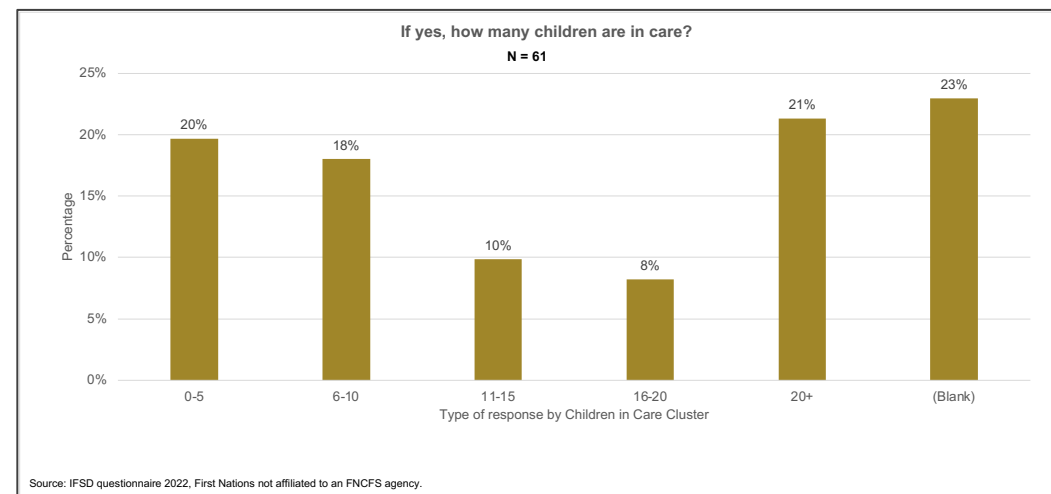
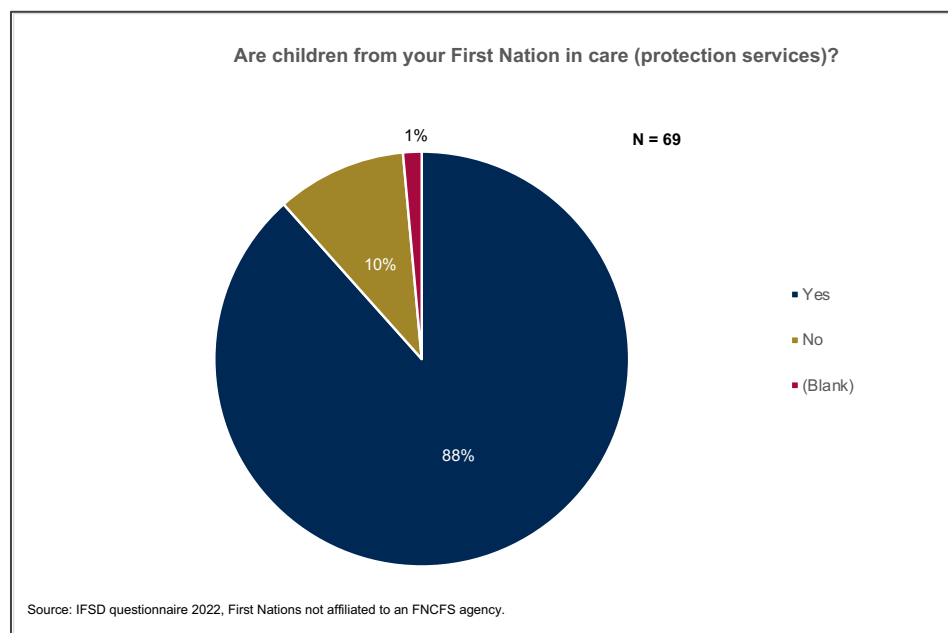
Programs and services offered



- Of those offering programs and services: outside of land-based programs, many programs offered by First Nations emphasize physical and mental health.

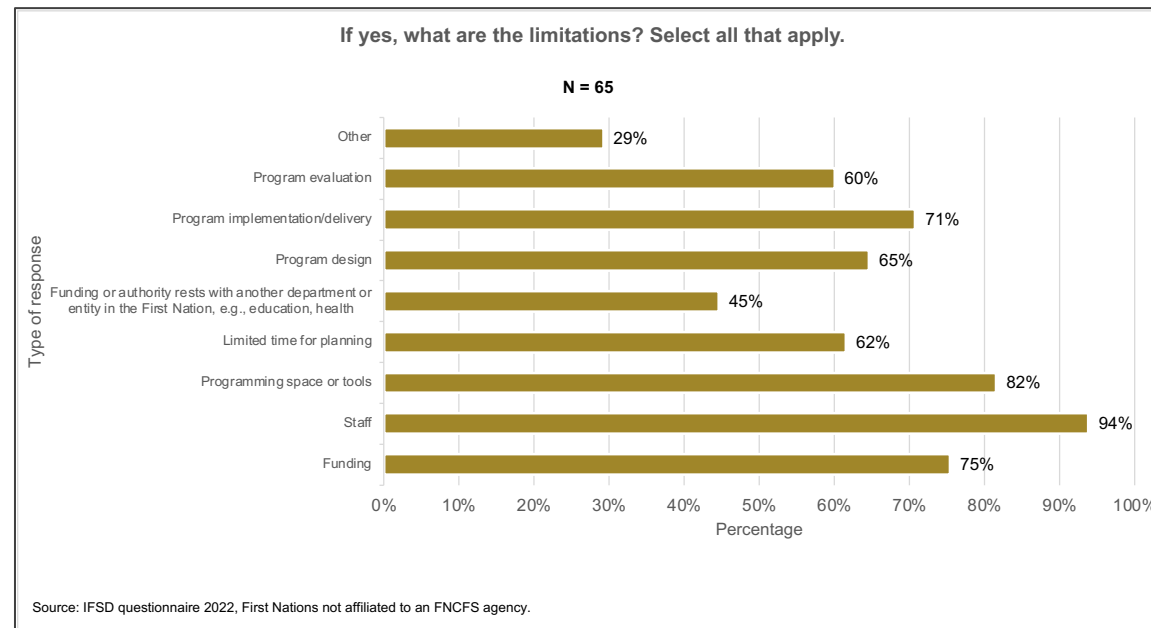
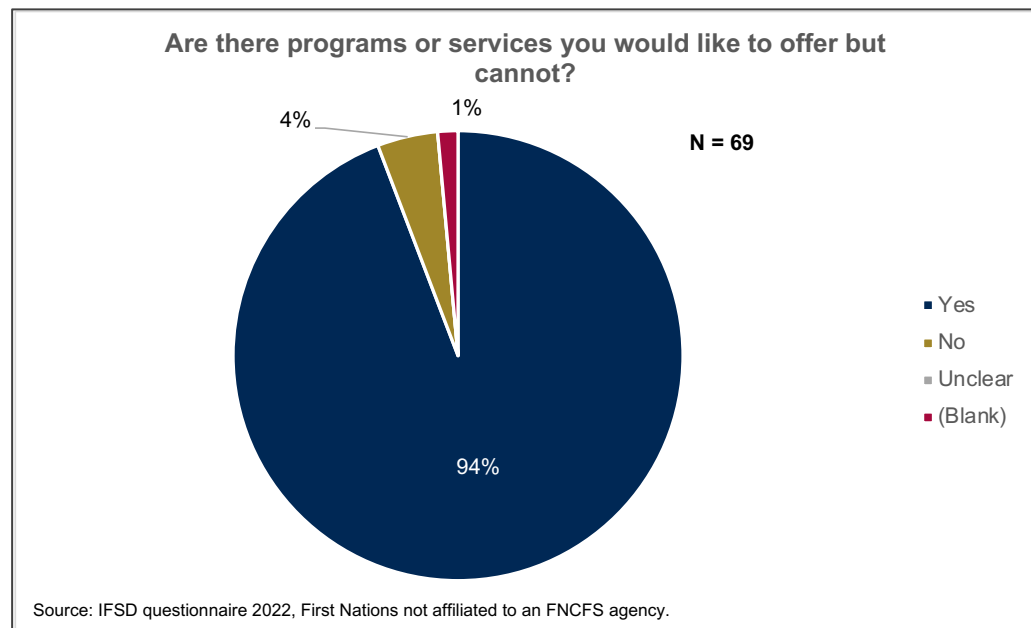
Children in care

- Nearly 90% of respondents report children in care.
- Of those responding, over 1/3 report having between 0-10 children in care, and nearly 1/4 do not report the number of children in care.



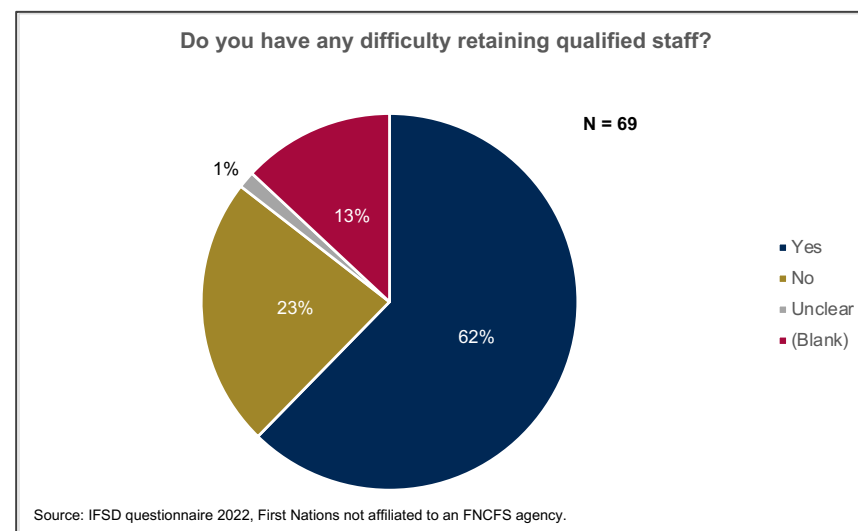
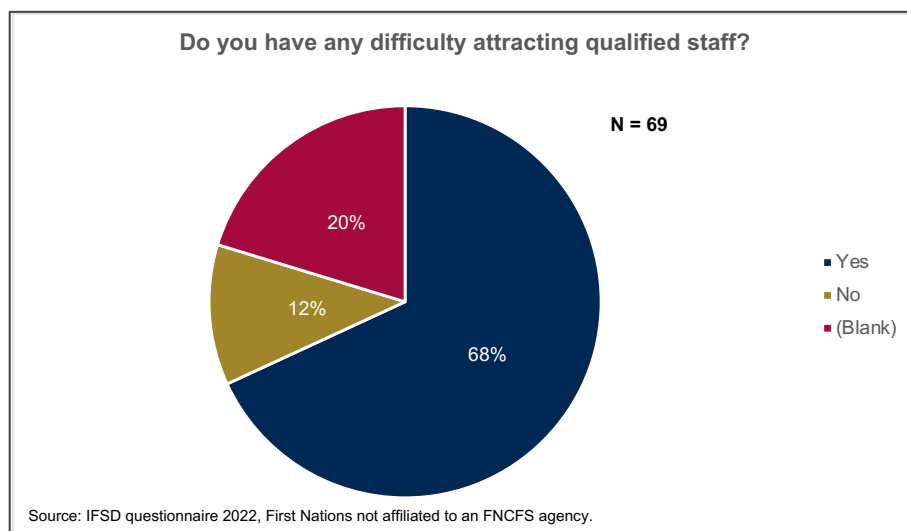
Program and service offerings

- Over 90% of respondents report not being able to offer the programs and services they would like. Staffing, programming space/tools, funding, etc. were identified as limitations.



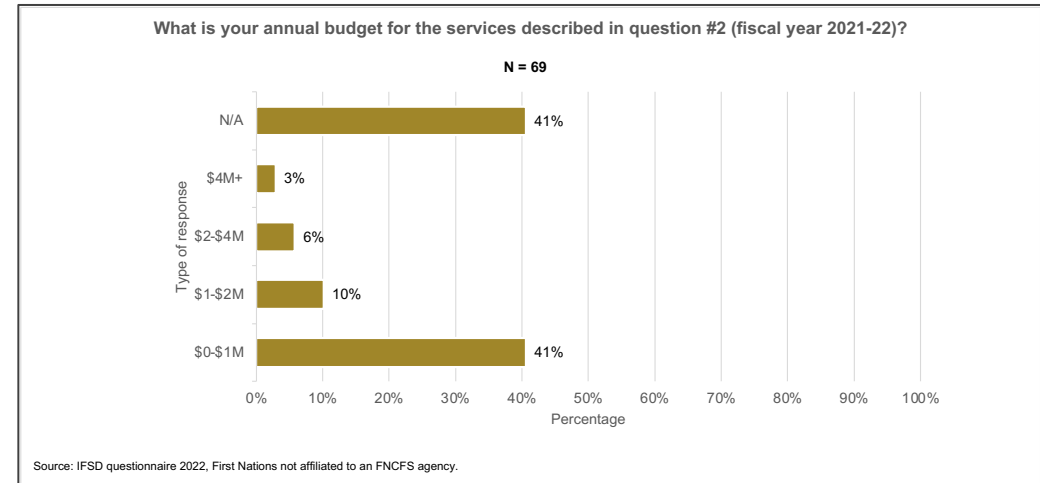
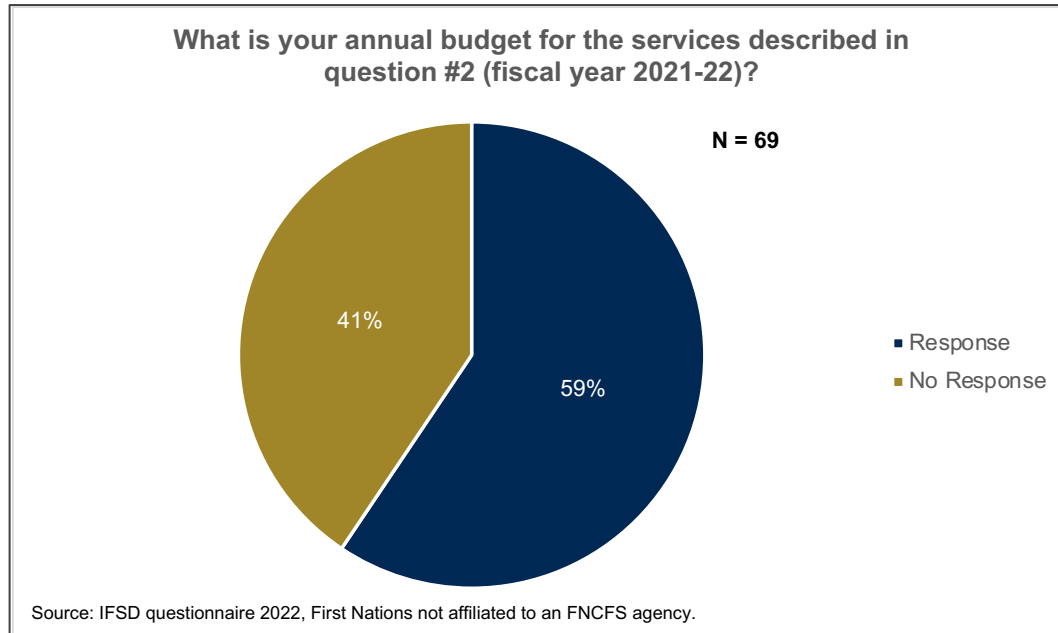
Attracting and retaining staff

- Most respondents reported challenges in attracting and retaining staff across geographic zones and population sizes.



Budgets

- Approximately 40% of respondents did not report a budget.
 - Of those reporting a budget, the majority are below \$1M.



Considerations

- The findings to date highlight gaps and the variability in starting points for First Nations.
- Needs are evident, but resources alone will not address them.
- Determining the mix of resources to achieve desired goals will take time.
- IFSD will work with this and other questionnaire data to define typologies of First Nations (based on their starting points).
- Working with First Nations collaborators, IFSD will prepare profiles with experiences and wise practices to share about different approaches to child and family services.

Get in touch

Helaina Gaspard, Ph.D.

Email: helaina.gaspard@ifsd.ca

Institute of Fiscal Studies and Democracy (IFSD)

University of Ottawa

www.ifsd.ca/fncfs